

R-2035

**997 / 05 BOXSTER FIRE EXTINGUISHER BRACKET**  
**INSTALLATION INSTRUCTIONS**


This fire extinguisher is designed to mount a 2.5 lb fire extinguisher to the driver or passenger Porsche POWER factory seat. If your car is equipped with manual seats, It will only mount to the drivers seat.

Our mounting bracket adapts the bracket supplied with the extinguisher to the seat. The hole pattern on our bracket matches the hole pattern on the bracket supplied with *AMEREX* extinguishers.

Step 1.


Remove the seat from the vehicle and place it on its back with the bottom of the seat visible as shown.

Step 2.



To make the installation of the nut plate easier, insert a spacer to hold the foam away from the metal seat base. Two ½ inch drive extensions (Point A) are shown

Step 3.




Position the nut plate (A) as shown. Note: Large weld nuts are facing up.

Step 4.




Slide the nut plate all the way up until the threaded holes can be seen at point A. A small screwdriver or pick may be needed to position the plate. Loosely insert at point B one of the 10-32 socket screws to hold the nut plate in place. The spacers used in step one can now be removed.

Step 5.




Slide the fire extinguisher brace under the tab. Insert a 10-32 socket screw with washer. Do not tighten at this time.

Step 6.



Insert a second 10-32 socket screw with washer in the other mount hole. Tighten both screws at this time. Remove the screw installed in step 4.

Step 7.



Place the main bracket as shown. Insert (2) 10-32 socket screws and washers at point A. Do not tighten. Insert the 1/4-20 socket screw with washers top and bottom at point B. Install the 1/4-20 locknut, but do not tighten. Install the 1/4-20 washer and locknut on point C. Tighten all fasteners.



Completed installation.

Step 8.

Reinstall the seat in the car.

Step 9.

Attach the fire extinguisher bracket supplied with the fire extinguisher to the mount with the (4) 10-24 screws supplied.

Power



Manual



Performance driving events are by nature potentially hazardous to your health. Brey~Krause Mfg. Co. Inc. shall not be liable for injury, consequential, or other types of damages resulting from the use or misuse of our products. Proper installation of these parts is critical and should only be done by a professional shop.