

R-2315

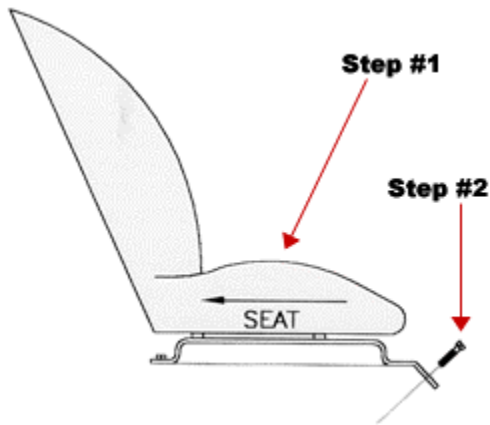
SUBARU WRX FIRE EXTINGUISHER MOUNT INSTALLATION INSTRUCTIONS

Step 1

Slide seat all the way back.

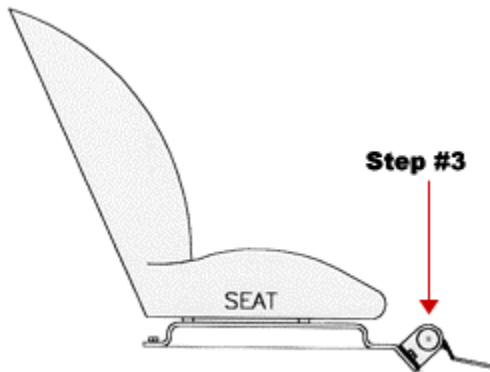
Step 2

Remove the front two seat track mounting bolts.



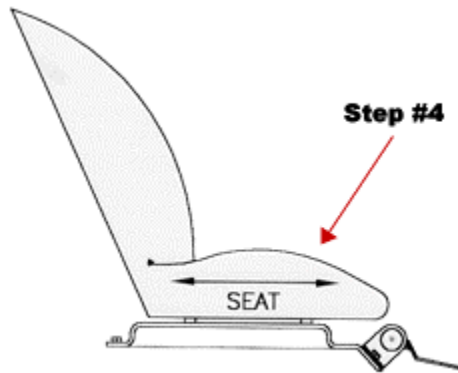
Step 3

Install Brey-Krause fire extinguisher mount and re-install the front two seat track mounting bolts.



Step 4

Adjust the seat to desired position.



Performance driving events are by nature potentially hazardous to your health. Brey~Krause Mfg. Co. Inc. shall not be liable for injury, consequential, or other types of damages resulting from the use or misuse of our products. Proper installation of these parts is critical and should only be done by a professional shop.

*** ORIGINAL EQUIPMENT**

Note: Factory hardware varies from year to year. The orientation shown may not match yours. Reinstall original hardware the way it came off.